

Structural statistics

Date of release: 12.21.2023

Next date of release: 03.20.2024

[1. Key points](#)

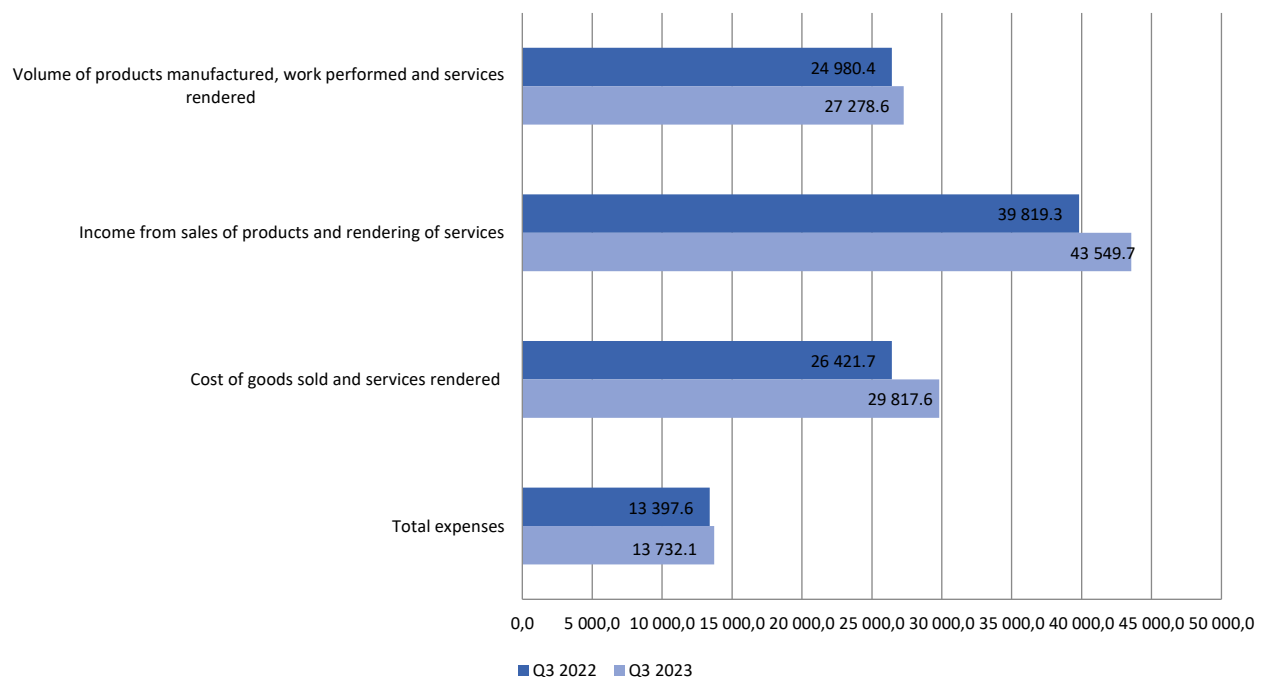
[2. Useful links](#)

1. Key points

The volume of manufactured products, work performed and services rendered to large, medium and small enterprises engaged in entrepreneurial activities In the III quarter of 2023 amounted to 27278.6 billion tenge.

Key indicators of financial and economic activity of enterprises

billion tenge



Financial and economic activities of large and medium-sized enterprises

The number of large and medium-sized enterprises with more than 100 employees in the III quarter of 2023 amounted to 4017 units, of which 2480 enterprises are medium-sized. Based on the results of the survey, the balanced financial result of economic entities was determined as a profit in the amount of 3687.2 billion tenge, the level of profitability (loss) of production was 17.6%.

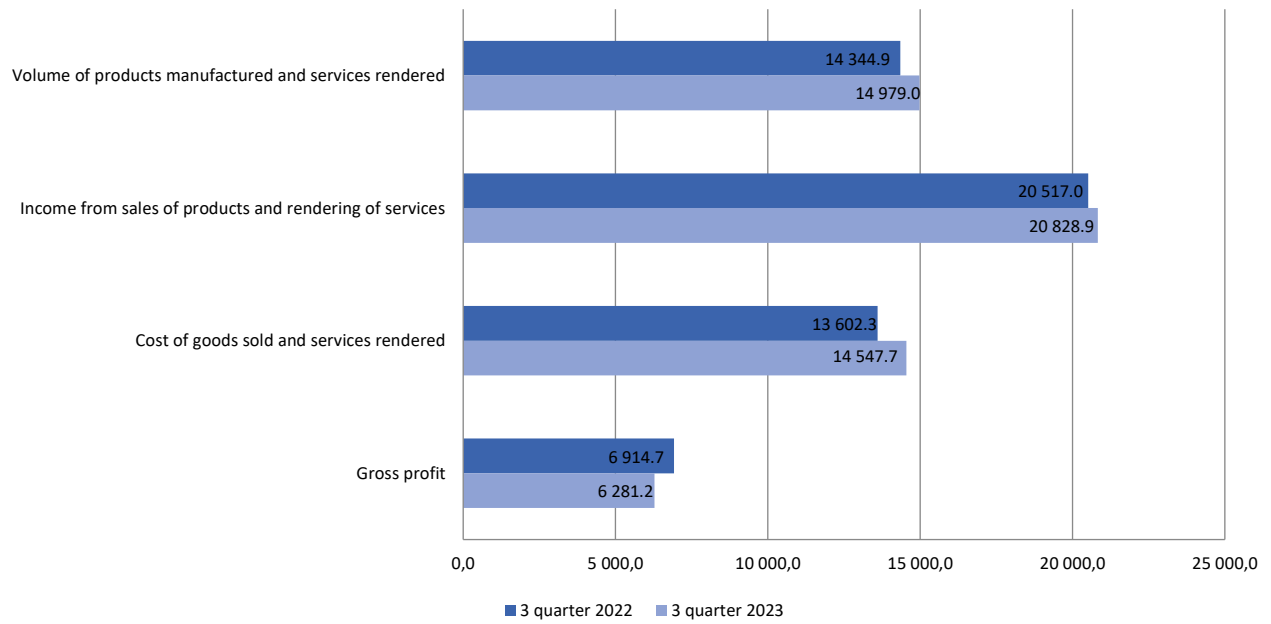
Production costs of which 57.1% - material costs, the share of labor costs and depreciation, respectively, 15.0% and 10.2%.

In the III quarter of 2023, the debt on obligations amounted to 76299.1 billion tenge, of which the overdue debt was at the level of 0.6%. In the III quarter of 2023, accounts receivable amounted to 16515.4 billion tenge, of which overdue debt was 3.3%.

The value of the assets of enterprises amounted to 150674.8 billion tenge. The main share was occupied by long-term assets – 63.5%.

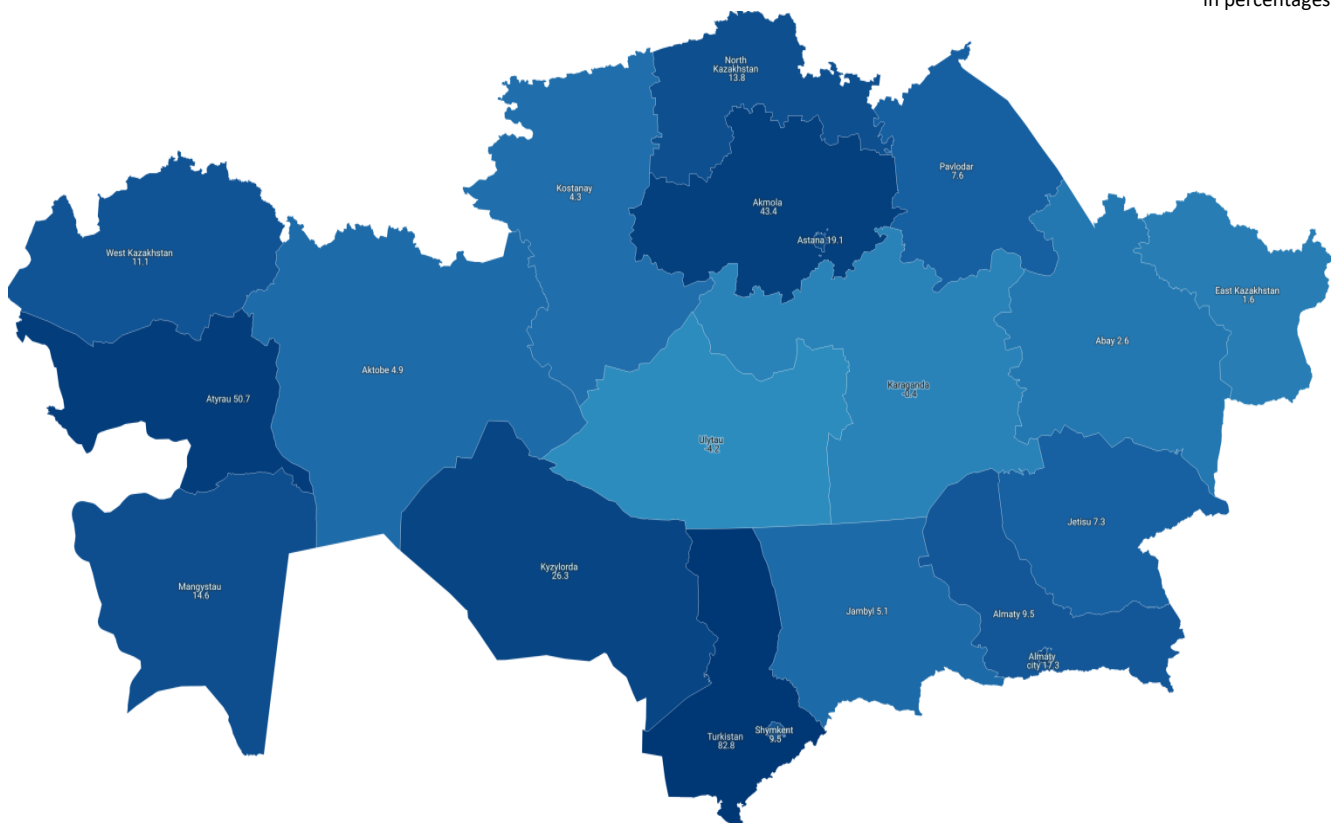
Key indicators of financial and economic activity of large and medium enterprises

billion tenge



Profitability of large and medium enterprises

in percentages



Key indicators of financial and economic activity of large and medium enterprises

billion tenge

| | III quarter 2021 | III quarter 2022 | III quarter 2023 |
|---|------------------|------------------|------------------|
| Total number of enterprises, units | 3 729 | 3 924 | 4 017 |
| of which average, units | 2 191 | 2 398 | 2 480 |
| Volume of products manufactured and services rendered | 10 603,1 | 14 344,9 | 14 979,0 |
| of which medium | 1 933,2 | 2 502,3 | 3 107,6 |
| Income from sales of products and rendering of services | 15 135,3 | 20 517,0 | 20 828,9 |
| of which medium | 3 407,9 | 4 376,3 | 4 975,4 |
| Cost of goods sold and services rendered | 9 844,8 | 13 602,3 | 14 547,7 |
| of which medium | 3 407,9 | 3 248,1 | 3 503,3 |
| Gross profit | 5 290,5 | 6 914,7 | 6 281,2 |

*Income from the sale of products and the provision of services does not include the amount of the enterprises income received from the sale of goods and services, including goods purchased for resale in the main and secondary activities. Income from the sale of products and services does not include value added tax, excise, as well as the cost of returned goods, discounts on sales and discounts on price presented to the buyer.

Financial and economic activities of small enterprises

According to the results of the survey of small enterprises for III quarter of 2023, the net financial result of economic entities was determined as a profit in the amount of 4017.9 billion tenge.

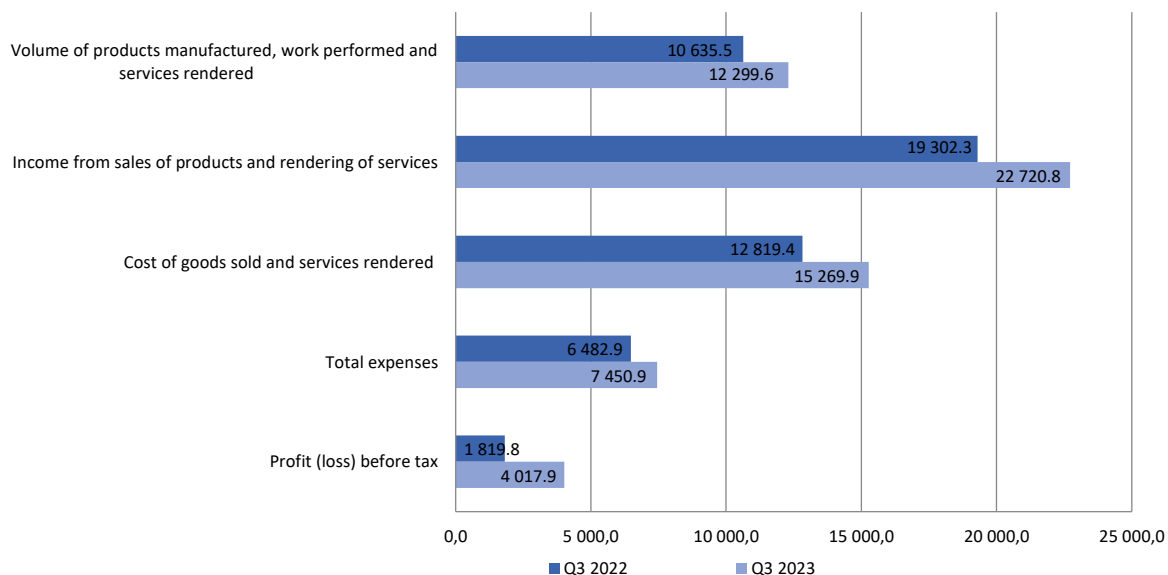
The volume of expenses of small enterprises amounted to 11659.5 billion tenge, of which 24.1%- material costs, the share of labor costs and depreciation, respectively, 10.6% and 5.1%.

For III quarter of 2023 the payroll of employees of small enterprises in the republic amounted to 1625.1 thousand people, the average monthly salary of one employee was 274034 tenge.

For the III quarter of 2023, income from the sale of products and the provision of services amounted to 22720.8 billion tenge.

Main indicators of small enterprises

billion tenge



Main performance indicators of small enterprises

billion tenge

| | III quarter 2021 | III quarter 2022 | III quarter 2023 |
|--|------------------|------------------|------------------|
| The number of employees of small enterprises on average per quarter, people | 1 383 609 | 1 554 876 | 1 809 421 |
| Average monthly wage per employee, tenge | 196 213 | 237 407 | 274 034 |
| The volume of products manufactured, work performed and services rendered, billion tenge | 7664,10 | 10 635,5 | 12 299, 6 |
| Income from sales of products and services | 16 460,3 | 19 302,3 | 22 720, 8 |
| Cost of goods sold and services rendered | 11 459,2 | 12 819,4 | 15 269, 9 |
| Gross profit | 5001,0 | 6482,9 | 7 450, 9 |

2. Useful links

Structural statistics, Information and analytical system "Taldau".

[Statistical form "Report on the financial and economic activities of the enterprise" \(index - 1-PF, frequency - quarter\)](#)

[Statistical form "Report on the activities of a small enterprise" \(index - 2-MP, frequency - quarter\)](#)

| | | | |
|--|--|--|---|
| Release Responsible: Department of National Accounts | Director of the Department: A. Nakipbekov Tel. +7 7172 749717 | Artist: G.Omarova Zh.Abdalimova Tel. +7 7172 749521,749306 E-mail: gul.omarova@aspire.gov.kz Email: zh.abdalimova@aspire.gov.kz | Address: 010000, Astana avenue , 8 House of Ministries, entrance 4 |
|--|--|--|---|