



Committee on Statistics of the
Ministry of National Economy
of the Republic of Kazakhstan



*Empowered lives.
Resilient nations.*

GENDER PROFILE OF SUSTAINABLE DEVELOPMENT GOALS IN KAZAKHSTAN





All rights reserved. This publication may not be reproduced, stored in a retrieval system, or transmitted in any form or by any means, electronic, mechanical, photocopying, recording or otherwise without obtaining a prior permission.

The publication was funded by the United Nations Development Programme and prepared by the Committee on Statistics of the Republic of Kazakhstan in the frame of UNDP project "Partnering for building a national SDG platform».

*The conclusions and interpretations reflected in this publication
are those of the authors and do not reflect the official position of UNDP*



Kazakhstan, as a full member of the UN, among other 193 countries, in September 2015 at the anniversary UN Summit joined the Global Development Agenda until 2030, which includes 17 Sustainable Development Goals. The Global Development Agenda until 2030 is comprehensive, combining social, economic and environmental components.

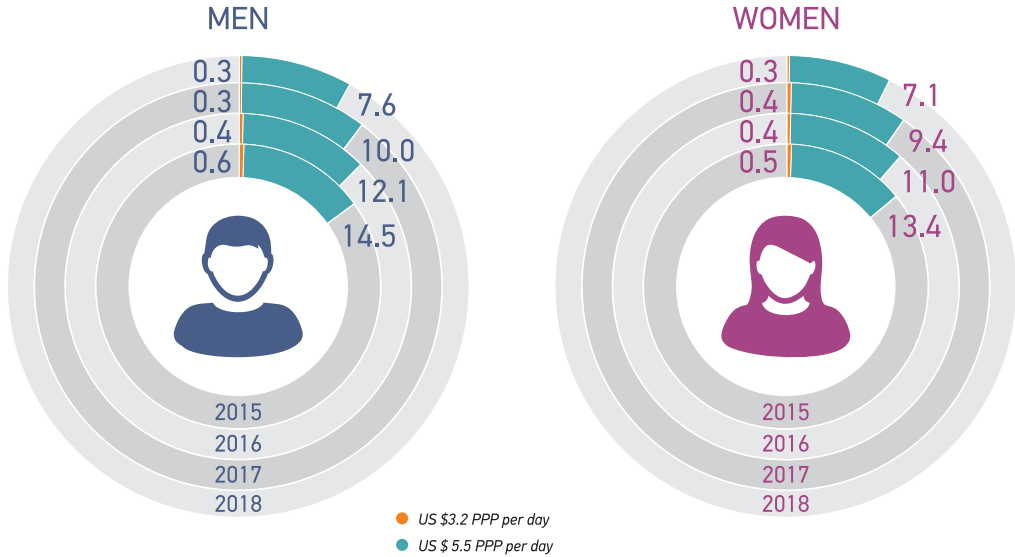
A key condition for achieving the Sustainable Development Goals is to ensure the principle “Leave no one behind” and gender equality, as one of the basic human rights has already been laid in the foundation of the 2030 Agenda for Sustainable Development, which is crucial for making progress on all goals and objectives.

Being an independent goal, SDG 5 “Gender equality” covers all 17 goals in the field of sustainable development and is reflected in 45 targets and 54 SDG indicators. This publication includes information on 34 SDG indicators that are in the process of formation by the government agencies in Kazakhstan.





PROPORTION OF POPULATION WITH PURCHASING-POWER PARITY INCOME BELOW 3.2 AND 5.5 USD PER DAY

in percent



PROPORTION OF POPULATION LIVING BELOW THE NATIONAL POVERTY LINE

in percent



1.3.1

NUMBER OF RECIPIENTS OF STATE PENSIONS AND BENEFITS

thousand people

social benefits for childbirth and child care up to 1 year



unemployment benefits




base pension payment



pension payment on age and merits




targeted social assistance



1.4.2

PROPORTION OF ADULT POPULATION WITH SECURE TENURE RIGHTS TO LAND (the number of owners and land users)

in percent






3.1.1

MATERNAL MORTALITY RATIO

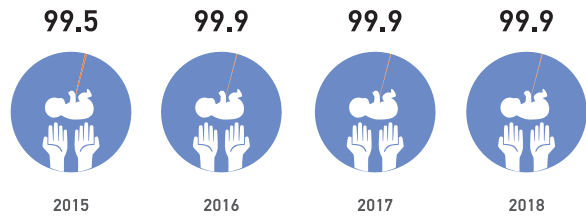
per 1000 live births



3.1.2

PROPORTION OF BIRTHS ATTENDED BY SKILLED HEALTH PERSONNEL

in percent




3.3.1

NUMBER OF NEW HIV INFECTIONS PER 1,000 UNINFECTED POPULATION



Number of new HIV infections per 1,000 uninfected population

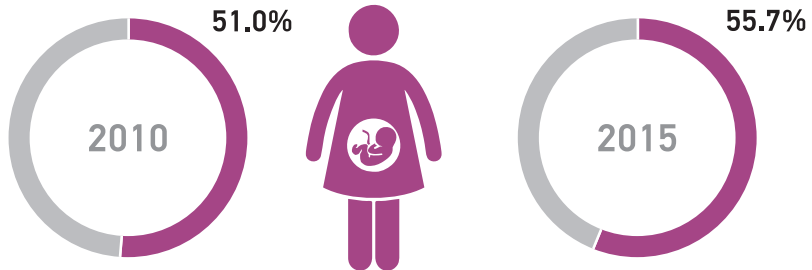


Number of newly diagnosed HIV among injecting drug users



3.7.1

PROPORTION OF WOMEN OF REPRODUCTIVE AGE (AGED 15-49 YEARS) WHO HAVE THEIR NEED FOR FAMILY PLANNING SATISFIED WITH MODERN METHODS



3.7.2

ADOLESCENT BIRTH RATE

per 1000 women





4.1.1

PROPORTION OF CHILDREN AND YOUNG PEOPLE ACHIEVING AT LEAST A MINIMUM PROFICIENCY LEVEL IN (I) LITERACY AND (II) COUNTING SKILLS

in percent

Proportion of children and young people at the end of primary, achieving at least proficiency level in (i) literacy and (ii) counting skills (PIRLS - 2016)



Proportion of children and young people at the end of secondary, achieving at least proficiency level in (i) literacy (PISA - 2015)



Proportion of children and young people at the end of primary, achieving at least proficiency level in (ii) counting skills (2 GRADE) - Mathematics (PIRLS - 2016)



Proportion of children and young people at the end of primary, achieving at least proficiency level in (ii) counting skills (3 GRADE) - Mathematics (PISA - 2015)



Proportion of children and young people at the end of secondary, achieving at least proficiency level in counting skills (PISA 2015)



Proportion of children and young people at the end of primary, achieving at least proficiency level in counting skills (TIMSS-2015)



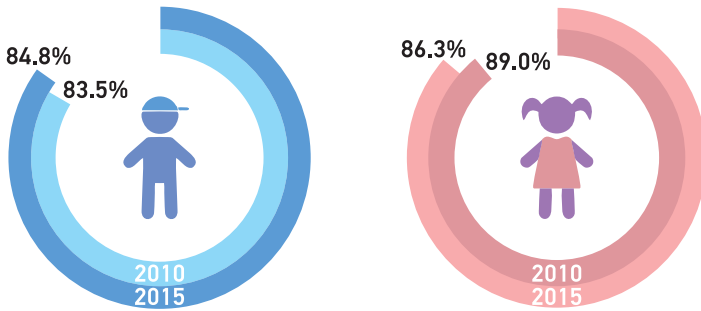
Proportion of children and young people at the end of secondary, achieving at least proficiency level in counting skills (TIMSS-2015)





4.2.1

PROPORTION OF CHILDREN UNDER 5 YEARS OF AGE WHO ARE DEVELOPMENTALLY ON TRACK IN HEALTH, LEARNING AND PSYCHOSOCIAL WELL-BEING




in percent

4.2.2

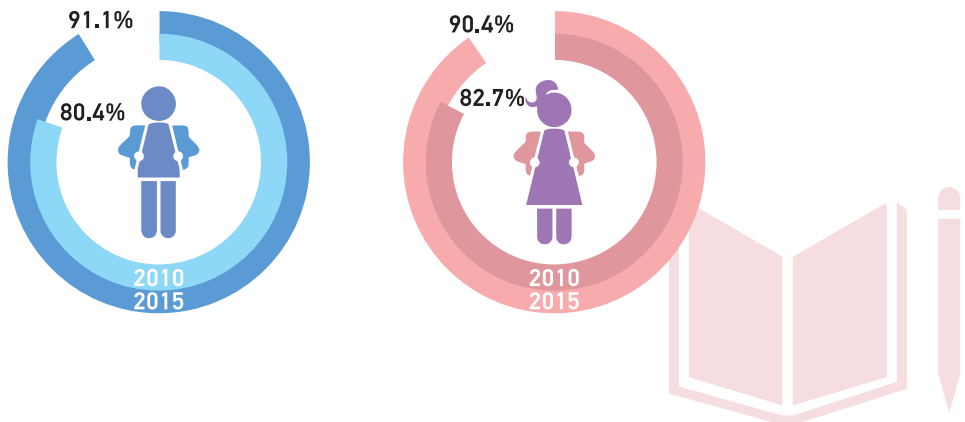
PARTICIPATION RATE IN ORGANIZED LEARNING

Proportion of children covered by pre-school education



in percent

Readiness for school (percentage of children attending the first grade of primary school who attended a pre-school educational institution in the previous year)

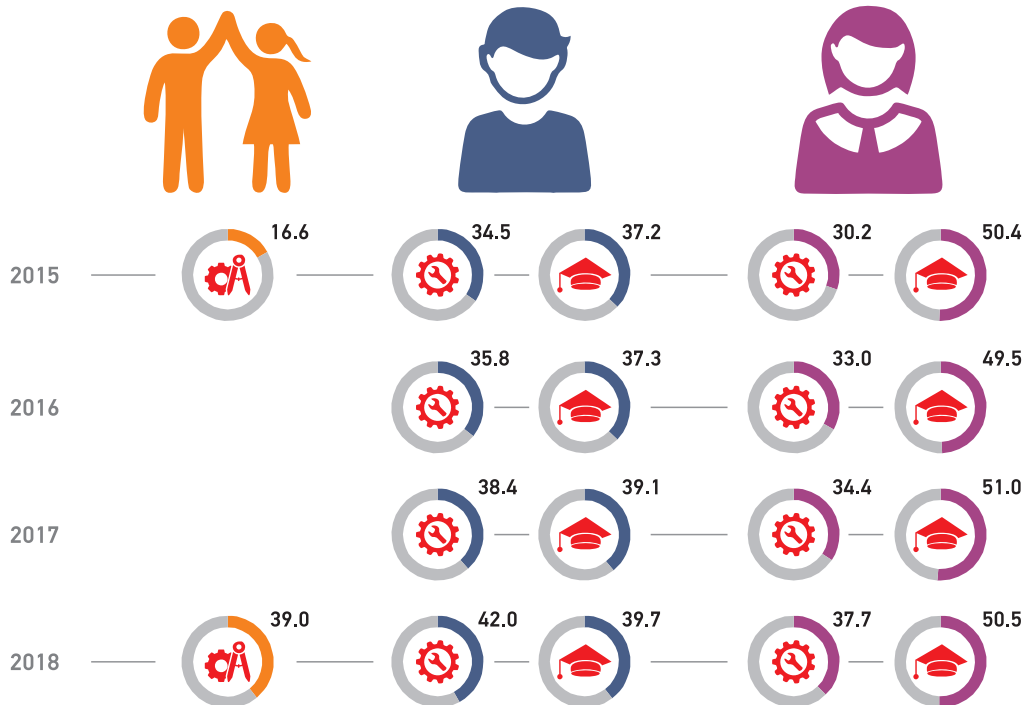




4.3.1

PARTICIPATION RATE OF YOUTH AND ADULTS IN FORMAL AND NON-FORMAL EDUCATION AND TRAINING IN THE PREVIOUS 12 MONTHS

in percent




Coverage of young people of typical age (14-24) with technical and vocational education



Proportion of citizens with technical and vocational education at the age of 18-28 years in the structure of the employed population of this age



Proportion of citizens with higher education at the age of 22-28 years in the structure of the employed population of this age



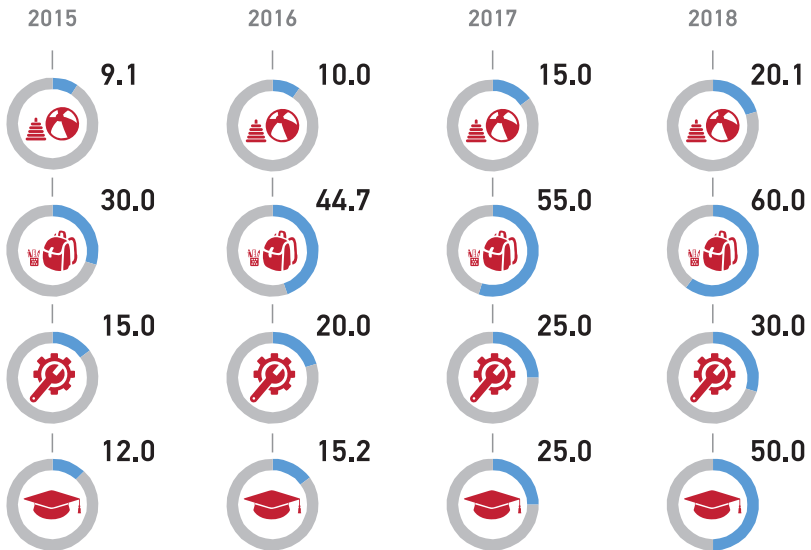


4.5.1

PARITY INDICES FOR ALL EDUCATION INDICATORS

Gender Equality Index by Level of Education

2010		2015
1.0	primary education	1.0
1.0	secondary education	1.0
	basic secondary education	1.0
	general secondary education	1.01



Proportion of pre-school organizations that created the conditions for the education and training of children with special educational needs




Proportion of schools that created conditions for inclusive education



Percentage of TVE organizations that created equal conditions and barrier-free access for students with special educational needs



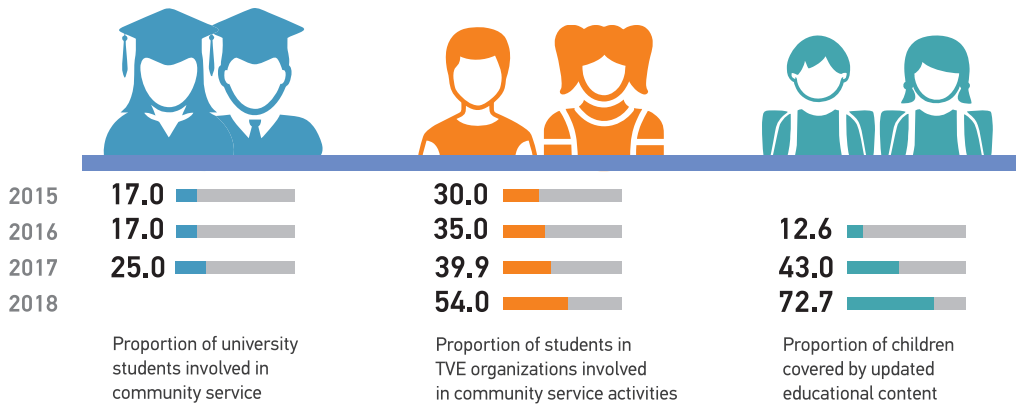
Proportion of organizations of universities that created equal conditions and barrier-free access for teaching students with special educational needs





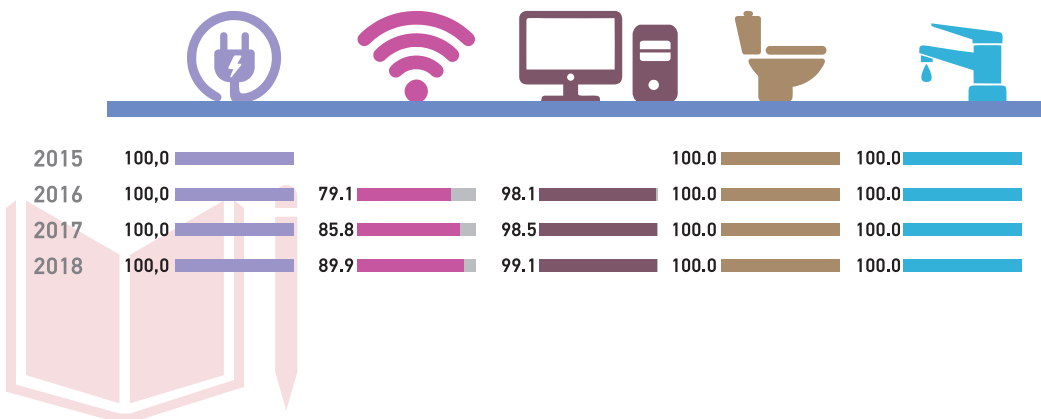
4.7.1

EXTENT TO WHICH (I) GLOBAL CITIZENSHIP EDUCATION AND (II) EDUCATION FOR SUSTAINABLE DEVELOPMENT, INCLUDING GENDER EQUALITY AND HUMAN RIGHTS, ARE MAINSTREAMED AT ALL LEVELS IN (A) NATIONAL EDUCATION POLICIES; (B) CURRICULA; (C) TEACHER EDUCATION; AND (D) STUDENT ASSESSMENT



4.A.1

PROPORTION OF SCHOOLS WITH ACCESS TO (A) ELECTRICITY; (B) THE INTERNET FOR PEDAGOGICAL PURPOSES; (C) COMPUTERS FOR PEDAGOGICAL PURPOSES; (D) BASIC DRINKING WATER; (E) SINGLE-SEX BASIC SANITATION FACILITIES AND (F) BASIC HANDWASHING FACILITIES (AS PER THE WASH INDICATOR DEFINITIONS)

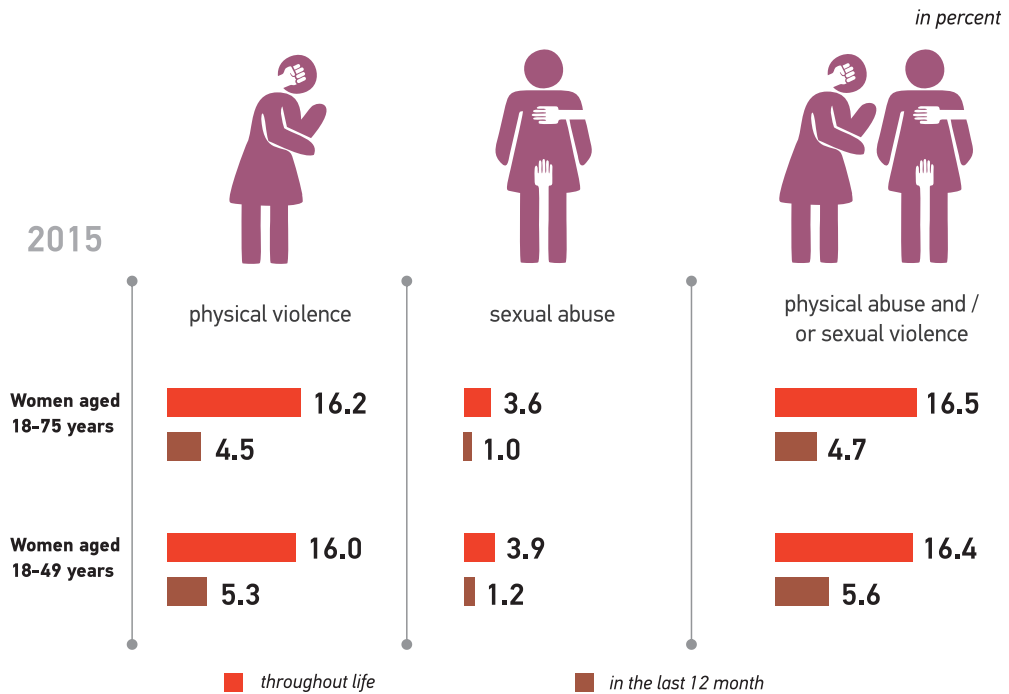




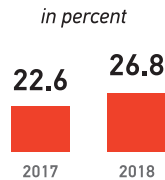
5.2.1

PROPORTION OF EVER-PARTNERED WOMEN AND GIRLS AGED 15 YEARS AND OLDER SUBJECTED TO PHYSICAL, SEXUAL OR PSYCHOLOGICAL VIOLENCE BY A CURRENT OR FORMER INTIMATE PARTNER IN THE PREVIOUS 12 MONTHS

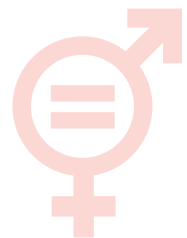
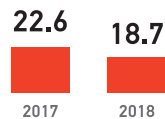
Prevalence of physical and sexual violence by an intimate partner throughout life and currently among women aged 18-75 and women aged 18-49 who have ever had a partner, by type of violence and by the time period



Reduced reported incidents of domestic violence against women



Reduced reported incidents of violence against children





PROPORTION OF WOMEN AND GIRLS AGED 15 YEARS AND OLDER SUBJECTED TO SEXUAL VIOLENCE BY PERSONS OTHER THAN AN INTIMATE PARTNER

Proportion of women aged 18-75 years (18-49 years) who have been sexually abused by anyone other than intimate partners

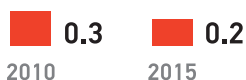
in percent



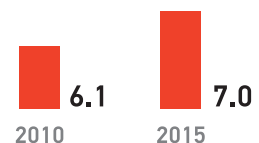
PROPORTION OF WOMEN AGED 20-24 YEARS WHO WERE MARRIED OR IN A UNION BEFORE AGE 15 AND BEFORE AGE 18

in percent

Proportion of women aged 20-24 years who married before full 15 years



Proportion of women aged 20-24 years who married before full 18 years





5.4.1

PROPORTION OF TIME SPENT ON UNPAID DOMESTIC AND CARE WORK

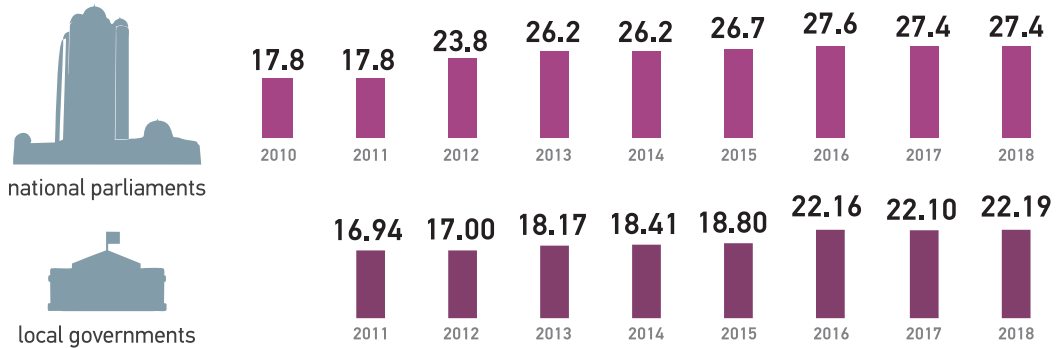
Proportion of time spent on unpaid home services for the household and its members



5.5.1

PROPORTION OF SEATS HELD BY WOMEN IN (A) NATIONAL PARLIAMENTS AND (B) LOCAL GOVERNMENTS

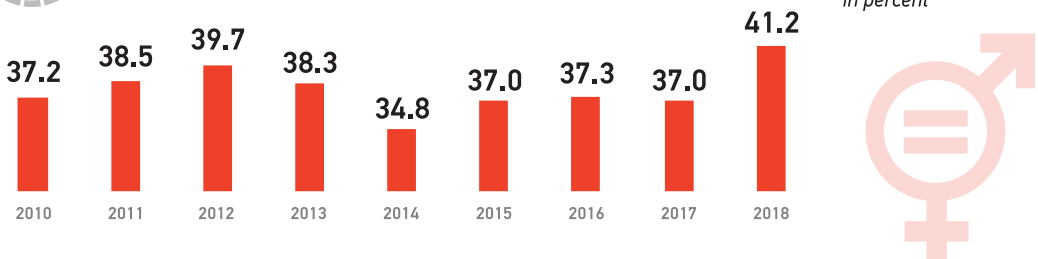
in percent



5.5.2

PROPORTION OF WOMEN IN MANAGERIAL POSITIONS

in percent





5.A.1

PROPORTION OF WOMEN AMONG OWNERS OR RIGHTS-BEARERS OF AGRICULTURAL LAND, BY TYPE OF TENURE

Proportion of women who have been granted agricultural land by ownership

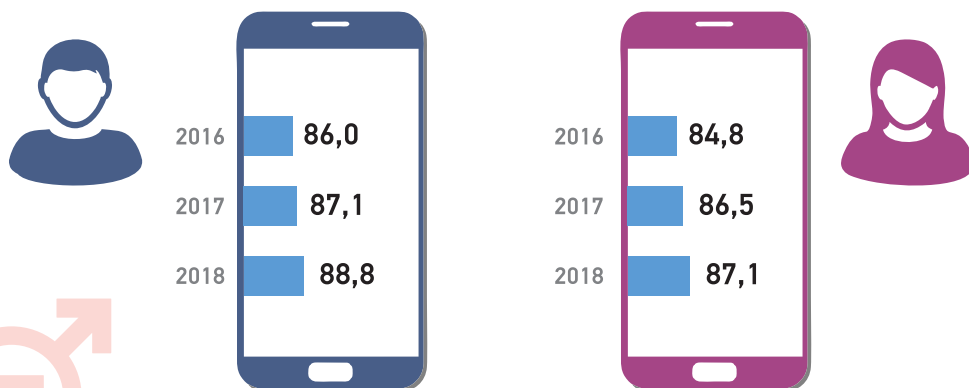


5.B.1

PROPORTION OF INDIVIDUALS WHO OWN A MOBILE PHONE

Proportion of mobile phone users aged 6 and older

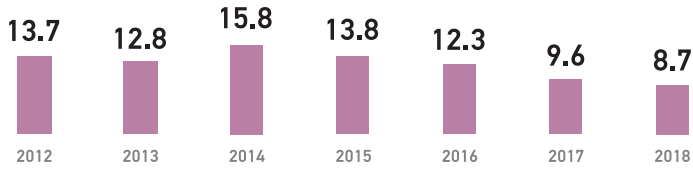
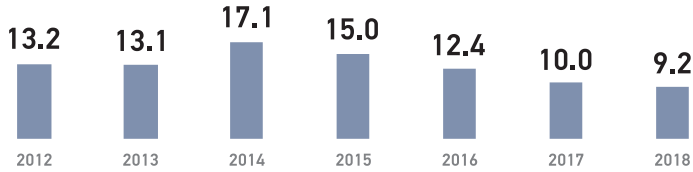
in percent



8.3.1

PROPORTION OF INFORMAL EMPLOYMENT IN NON-AGRICULTURE EMPLOYMENT

in percent



8.5.1

AVERAGE HOURLY EARNINGS OF WOMEN AND MEN



1122
KZT



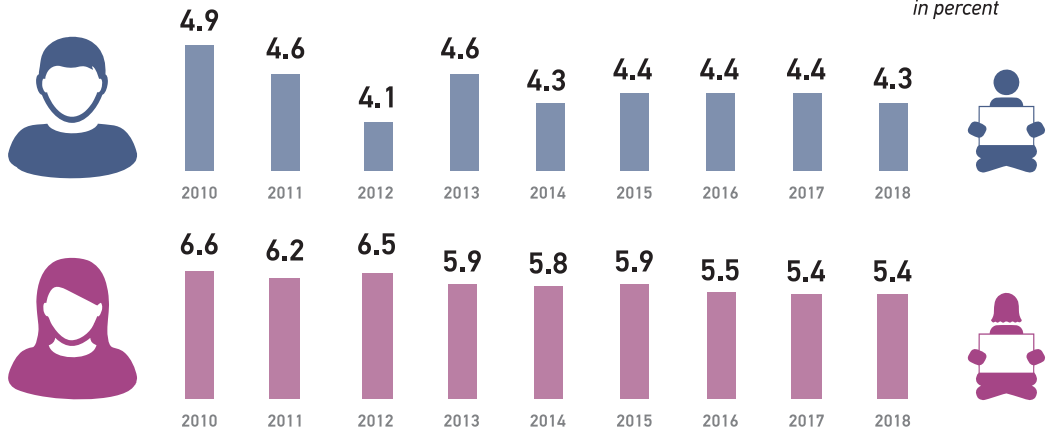
785
KZT



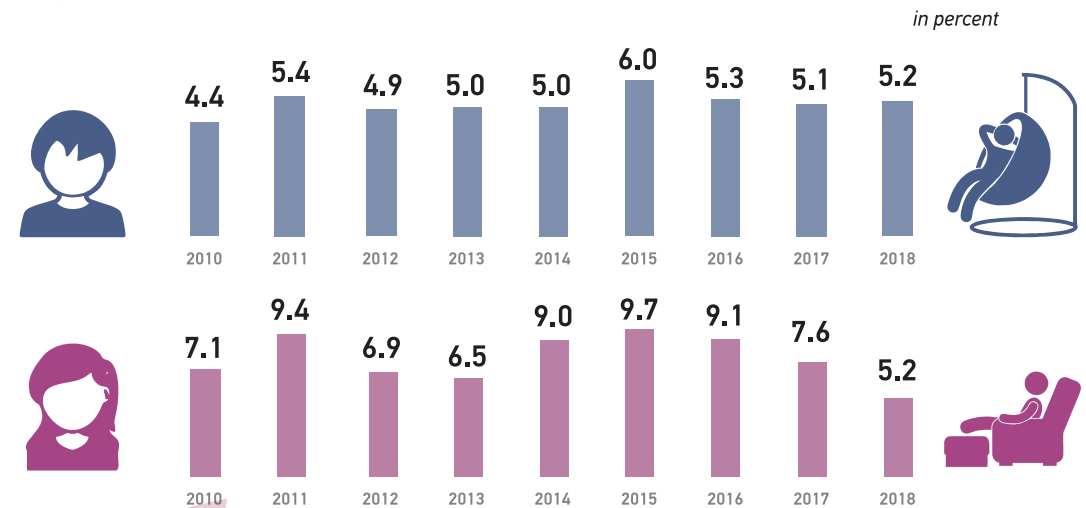


8.5.2

UNEMPLOYMENT RATE



8.6.1

PROPORTION OF YOUTH (aged 15-24 years)
NOT IN EDUCATION, EMPLOYMENT OR TRAINING

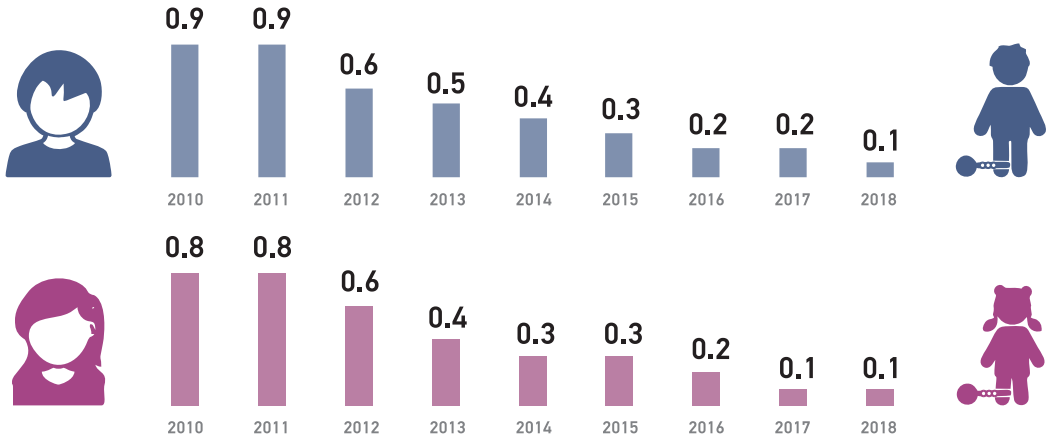


8.7.1

PROPORTION AND NUMBER OF CHILDREN AGED 5-17 YEARS ENGAGED IN CHILD LABOR

in percent

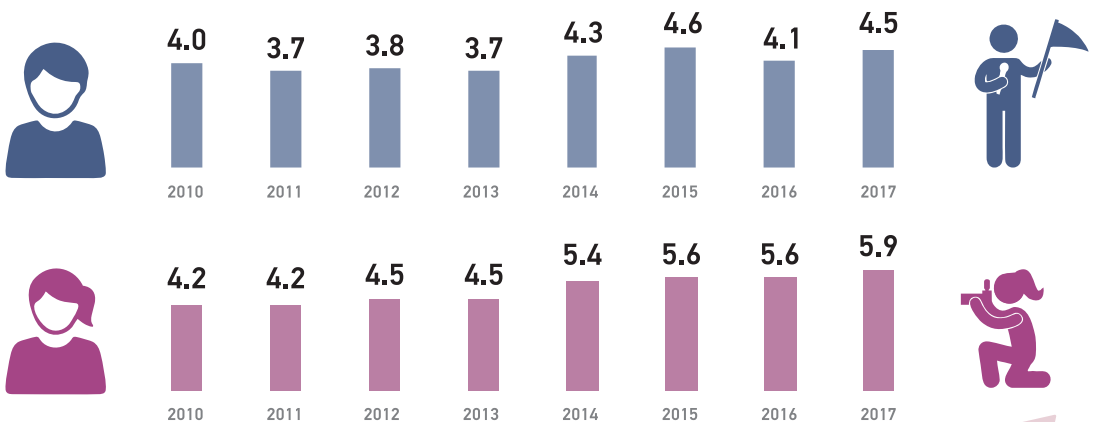
Proportion of employed at the age of 15-17 in the total number of employed



8.9.2

PROPORTION OF JOBS IN SUSTAINABLE TOURISM INDUSTRIES OUT OF TOTAL TOURISM JOBS

in percent

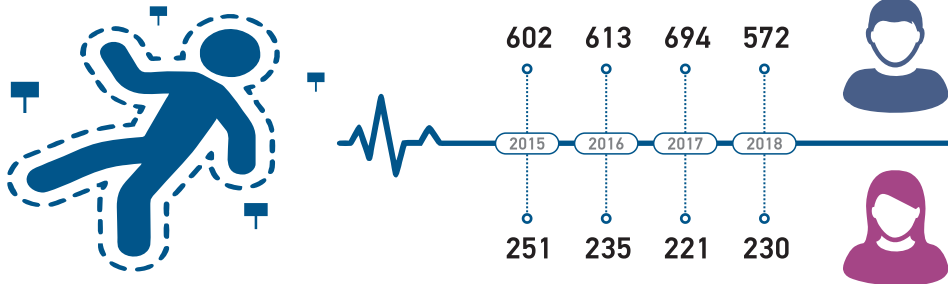




16.1.1

NUMBER OF VICTIMS OF INTENTIONAL HOMICIDE

persons



16.2.1

PROPORTION OF CHILDREN AGED 1-14 YEARS WHO EXPERIENCED ANY PHYSICAL PUNISHMENT AND/OR PSYCHOLOGICAL AGGRESSION BY CAREGIVERS IN THE PAST MONTH

in percent



16.2.2

NUMBER OF VICTIMS OF HUMAN TRAFFICKING

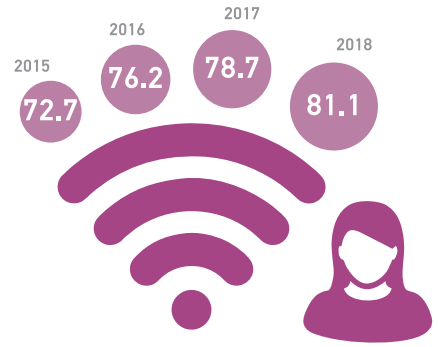
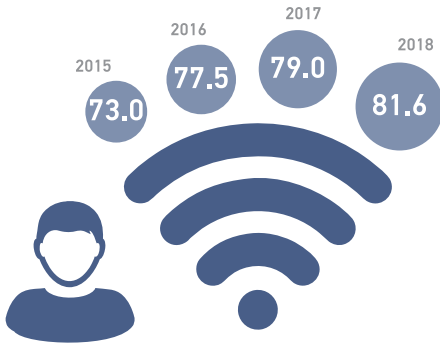
persons





17.8.1

PROPORTION OF INDIVIDUALS USING THE INTERNET (6-74 years)



SUSTAINABLE DEVELOPMENT GOALS



Committee on Statistics of the
Ministry of National Economy
of the Republic of Kazakhstan

Committee on Statistics of the Ministry of National Economy
of the Republic of Kazakhstan

Mangilik el str., 8, Nur-Sultan, 010000, Kazakhstan
House of the Ministries, 4th Entrance
e-mail: e.stat@economy.gov.kz

Press Service

+7 701 222 60 16
+7 7172 74 90 02

e-mail: a.sandikbaeva@economy.gov.kz



statgov.kz



statcomrk



channel/UcktTEsE4VDBGHg2oAzMI8xA



Empowered lives.
Resilient nations.

UN House / UNDP Office in Nur-Sultan

14, Azerbaijan Mambetov str.,
Nur-Sultan, 010000, Kazakhstan
Tel.: +7 7172 696 550
Fax: +7 7172 696 540
URL: <http://www.kz.undp.org>

UNDP works with people at all levels to help countries that can withstand the crisis and support growth that improves the quality of life for all. Located in 170 countries and territories promoting a global perspective and local awareness to help expand decent living opportunities and create sustainable countries.

UNDP in Kazakhstan
in social networks:



UNDPKazakhstan



UNDPKAZ



UNDPKAZ

